

2014 Quality of Life in Loveland Standard Survey – Summary of Responses

Numbers are percentages of total responses

Statements on Quality of Life in Loveland from Strongly Agree to No Opinion	Strongly Agree	Agree	Disagree	Strongly Disagree	No Opinion
Loveland delivers reliable electricity.	48.57	49.80	.82	0	0.82
My family feels safe in our community.	35.20	60.98	1.77	.82	1.23
Loveland's neighborhoods, parks and thoroughfares are clean.	36.6	58.3	3.13	0.14	1.77
Residential recycling and trash services meet customer needs.	50.20	45.03	3.81	.27	.68
The City provides quality parks and trails.	41.18	53.31	1.52	0.28	3.72
The City provides quality Fire/Rescue services.	47.20	46.52	0	0	6.28
Loveland provides quality drinking water.	45.22	49.18	2.73	1.09	1.78
The sewer system in Loveland works reliably.	26.82	63.55	4.81	.14	4.68
The City provides quality Police services.	38.44	51.16	3.01	1.5	5.88
There are plentiful opportunities to enjoy the arts.	39.32	49.32	2.88	0.14	8.36
There are sufficient opportunities to gather as a community. (Festivals/Community Events)	31.9	55.2	5.5	0.3	7.1
The library services provided to our community are current and meet our community needs.	33.47	51.24	1.79	0.55	12.95
There are abundant recreational opportunities for all members of my family.	34.53	49.79	5.91	0.83	8.94
Street surfaces are drivable and safe.	15.83	67.50	12.50	1.81	2.36
Water runoff from storms is controlled and minimizes flooding.	19.67	59.70	11.42	2.20	7.02
I can travel by car to locations in Loveland with minimal delays.	17.40	60.68	15.07	3.84	3.01
I feel well informed about City services.	13.52	61.24	9.66	1.10	14.48
Loveland is attracting shopping opportunities our community desires.	21.55	51.93	16.44	2.35	7.73
The City provides activities and services needed by senior citizens.	17.99	46.57	5.08	0.69	29.67
The City Council is approving development that enhances the quality of life in our community.	14.36	43.78	15.06	4.01	22.79
The City provides quality youth activities.	15.70	39.53	5.37	1.10	38.29
Alternative transportation options are usable and provide options to driving my car (i.e., buses, bike lanes, sidewalks).	10.19	43.39	14.33	3.86	28.24
There are sufficient opportunities to participate in Loveland Government.	11.16	43.10	6.56	1.67	37.52
Loveland is attracting jobs that pay well from employers who offer benefits.	6.83	32.78	26.36	5.44	28.59

Quality of Life in Loveland - Annual Comparison – 2008 to 2014

Numbers are percentages of total responses

Annual Comparison of Statements on Loveland Community Attributes	2008 Strongly Agree/ Agree	2009 Strongly Agree/ Agree	2010 Strongly Agree/ Agree	2011 Strongly Agree/ Agree	2012 Strongly Agree/ Agree	2013 Strongly Agree/ Agree	2014 Strongly Agree/ Agree
1. Loveland delivers reliable electricity.	96	99	98	96	92	98	98
2. My family feels safe in our community.	95	95	95	93	95	96	96
3. Loveland's neighborhoods, parks and thoroughfares are clean.	89	92	95	91	92	95	95
4. Residential recycling and trash services meet customer needs.	91	92	92	91	92	95	95
5. The City provides quality parks and trails.	91	95	96	91	91	94	94
6. The City provides quality Fire/Rescue services.	92	93	95	89	90	93	94
7. Loveland provides quality drinking water.	89	93	94	91	90	93	94
8. The sewer system in Loveland works reliably.	90	93	93	89	90	93	90
9. The City provides quality Police services.	86	86	90	84	82	89	90
10. There are plentiful opportunities to enjoy the arts.	91	91	93	89	88	90	89
11. There are sufficient opportunities to gather as a community (festivals/community events etc.)	88	91	91	87	85	87	87
12. The library services provided to our community are current and meet our community needs.	78	77	83	80	83	84	85
13. There are abundant recreational opportunities for all members of my family.	82	84	88	85	82	86	84
14. Street surfaces are drivable and safe.	80	84	87	82	83	84	83
15. Water runoff from storms is controlled and minimizes flooding.	86	89	90	85	85	85	79
16. I can travel by car to locations in Loveland with minimal delays.	74	81	80	79	80	81	78
17. I feel well informed about City services.	75	77	82	76	74	73	75
18. Loveland is attracting shopping opportunities our community desires.	77	74	72	74	70	71	73
19. The City provides activities and services needed by senior citizens.	71	65	67	68	68	64	65
20. The City Council is approving development that enhances the quality of life in our community.	56	54	61	63	58	54	58
21. The City provides quality youth activities.	57	54	60	57	57	52	55
22. Alternative transportation options are usable and provide options to driving my car (i.e., buses, bike lanes, sidewalks).	57	66	67	62	59	60	54
23. There are sufficient opportunities to participate in Loveland Government.	63	58	57	55	50	49	54
24. Loveland is attracting jobs that pay well from employers that offer benefits.	37	33	30	45	41	33	40

2014 Quality of Life Survey

Appendix I: Survey Tool





Dear Loveland resident,

June 23, 2014

The City each summer invites citizens to share their opinions about quality of life in Loveland and the services that are designed to enhance it. Your address was randomly selected this year for the purpose of participating in this survey.

Your feedback matters to us. Please read each statement and place a mark in the appropriate box. Your written comments and suggestions are also most welcome.

Please return the survey in the postage-paid envelope by Friday, July 11, 2014. Thank you!

About you:

How long have you lived in Loveland?

- 1 year or less 1-2 years 3-5 years 6-10 years More than 10

What is your age range?

- 18-24 years 25-44 years 45-64 years 65 years and older

Using U.S. Highways 287 and 34 as references, in which part of town do you live?

- Northwest Southwest Northeast Southeast

Do you live in a single-family home or multi-family building?

- Single family Multi-family

Which one of these locations is nearest to where you work?

- Loveland Greeley Fort Collins Longmont/Denver/Boulder Windsor
 Not applicable (not employed outside of the home/retired)

How frequently do you use the Internet?

- Daily 2-3 times per week 2-3 times per month Rarely Never

How often do you visit the City's official website, www.cityofloveland.org?

- Weekly Monthly 2-3 times per year Never

How frequently do you watch live or recorded City council meeting broadcast on Channel 16?

- Weekly Monthly 2-3 times per year Never

How often do you view live or recorded City council meetings through the City's website?

- Weekly Monthly 2-3 times per year Never

General Comments and Suggestions:

Over ⇨

Quality of Life in Loveland

Statements of Loveland Community Attributes	Strongly Agree	Agree	Disagree	Strongly Disagree	No Opinion
My family feels safe in our community.					
The City provides quality Fire/Rescue services.					
The City provides quality Police services.					
Loveland’s neighborhoods, parks and thoroughfares are clean.					
Residential recycling and trash services meet customer needs.					
Loveland is attracting shopping opportunities our community desires.					
Loveland is attracting jobs that pay well from employers who offer benefits.					
Loveland provides quality drinking water.					
Loveland delivers reliable electricity.					
Water runoff from storms is controlled and minimizes flooding.					
The sewer system in Loveland works reliably.					
I can travel by car to locations in Loveland with minimal delays.					
Alternative transportation options are usable and provide options to driving my car (i.e., buses, bike lanes, sidewalks).					
Street surfaces are drivable and safe.					
City provides quality parks and trails.					
There are abundant recreational opportunities for all members of my family.					
There are sufficient opportunities to gather as a community (Festivals/Community Events).					
There are plentiful opportunities to enjoy the arts.					
The City Council is approving development that enhances the quality of life in our community.					
The Library services provided to our community are current and meet our community’s needs.					
The City provides quality youth activities.					
The City provides activities and services needed by senior citizens.					
There are sufficient opportunities to participate in Loveland government.					
I feel well informed about City services.					

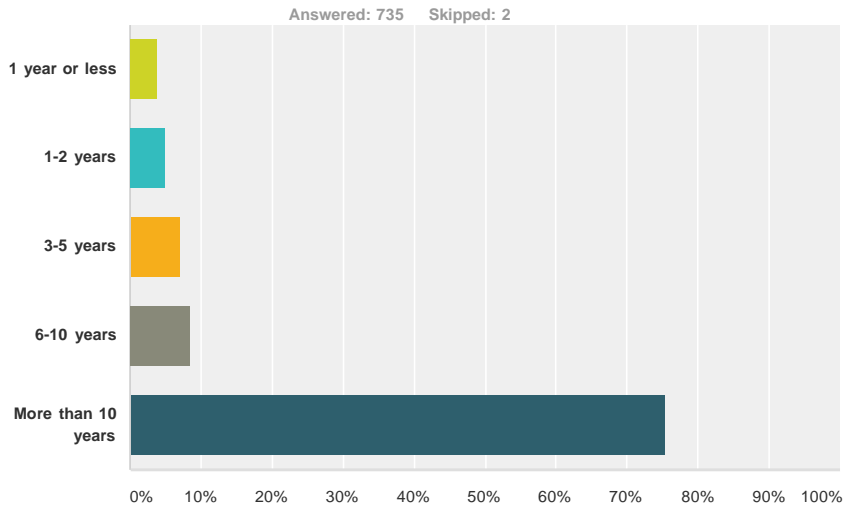
2014 Quality of Life Survey

Appendix II: Graphical Illustration of Data



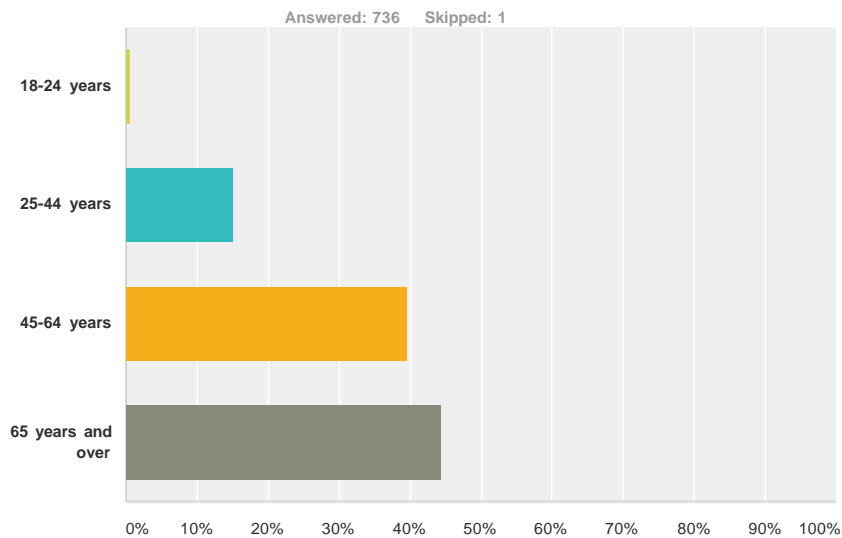
Demographics of Respondents

How long have you lived in Loveland?



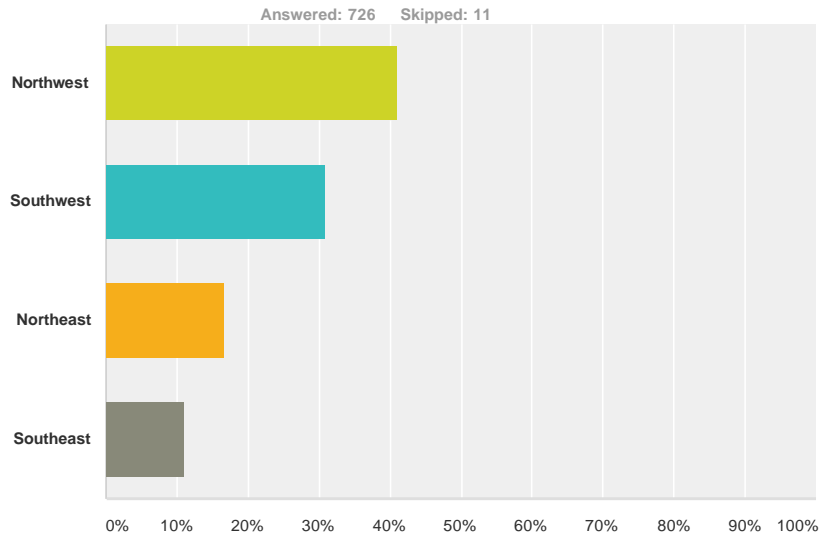
Answer Choices	Responses	Count
1 year or less	3.95%	29
1-2 years	5.03%	37
3-5 years	7.07%	52
6-10 years	8.57%	63
More than 10 years	75.37%	554
Total		735

What is your age range?



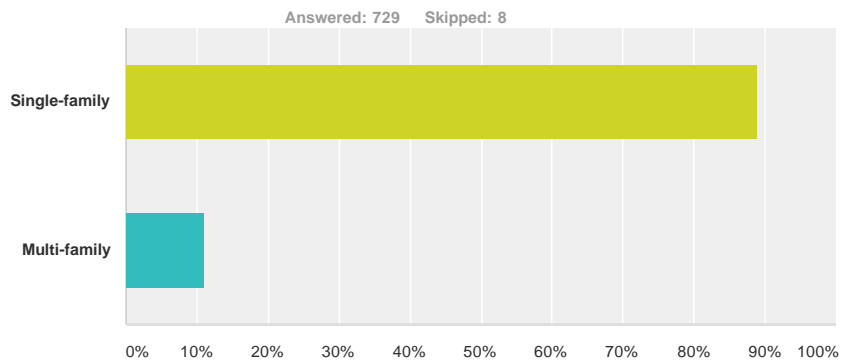
Answer Choices	Responses	Count
18-24 years	0.68%	5
25-44 years	15.22%	112
45-64 years	39.67%	292
65 years and over	44.43%	327
Total		736

Using the intersection of Highway 287 and Highway 34 as the boundaries, in what part of town do you live?



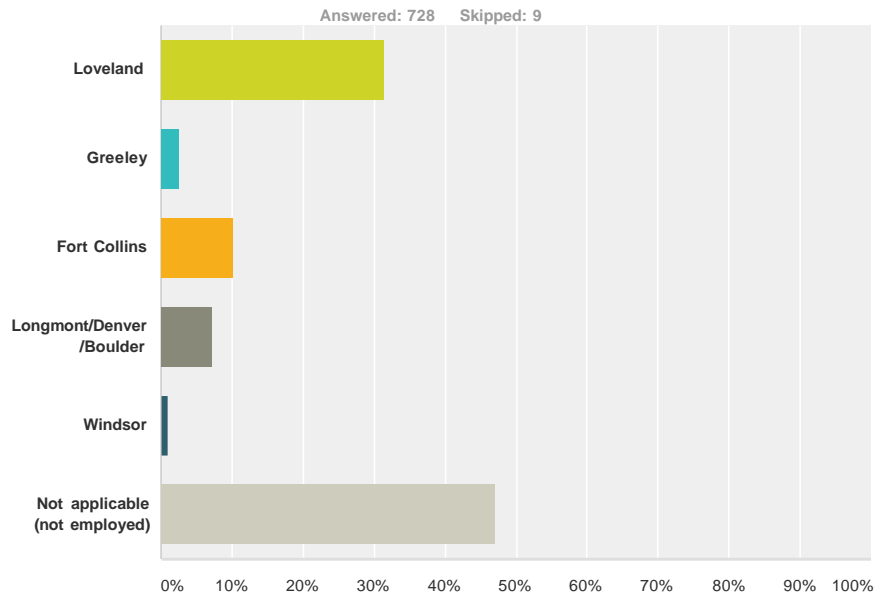
Answer Choices	Responses	Count
Northwest	41.05%	298
Southwest	30.99%	225
Northeast	16.80%	122
Southeast	11.16%	81
Total		726

Do you live in a single or multi-family building?



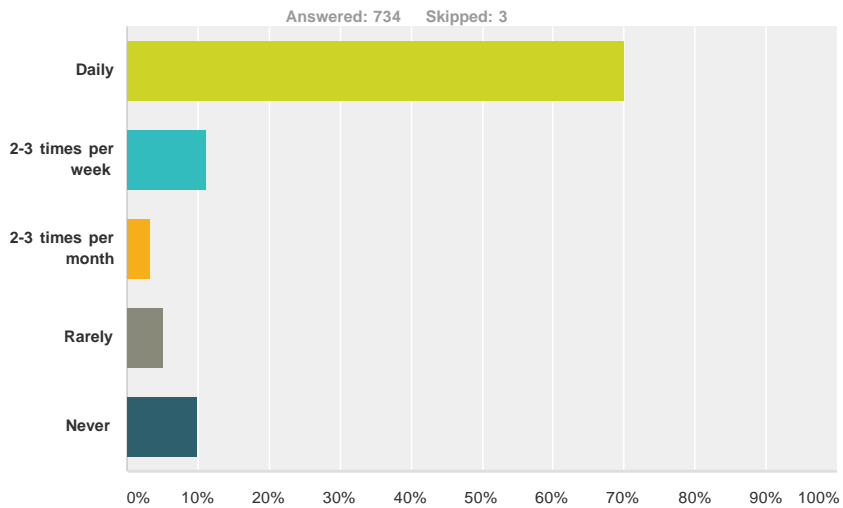
Answer Choices	Responses	Count
Single family	88.89%	648
Multi-family	11.11%	81
Total		729

Which one of these locations is nearest to where you work?



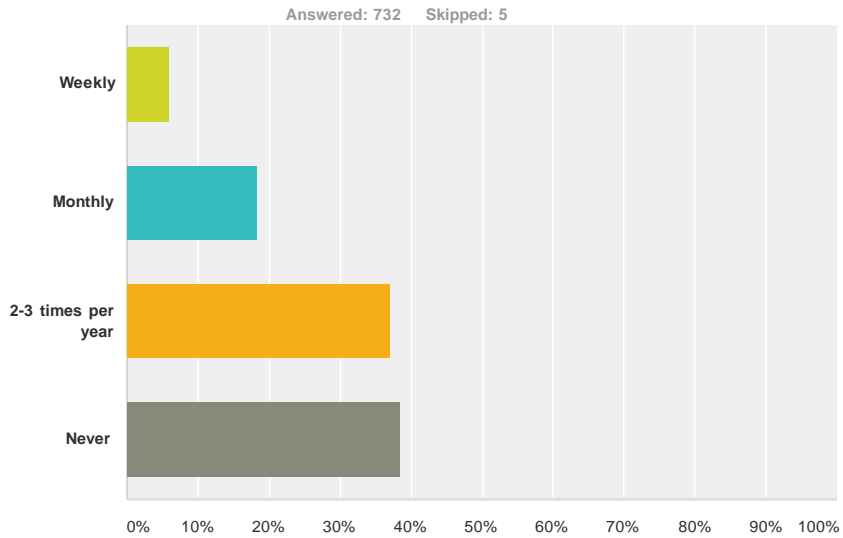
Answer Choices	Responses
Loveland	31.59% 230
Greeley	2.75% 20
Fort Collins	10.16% 74
Longmont/Denver/Boulder	7.28% 53
Windsor	1.10% 8
Not applicable (not employed outside of the home or retired)	47.12% 343
Total	728

How often do you use the Internet?



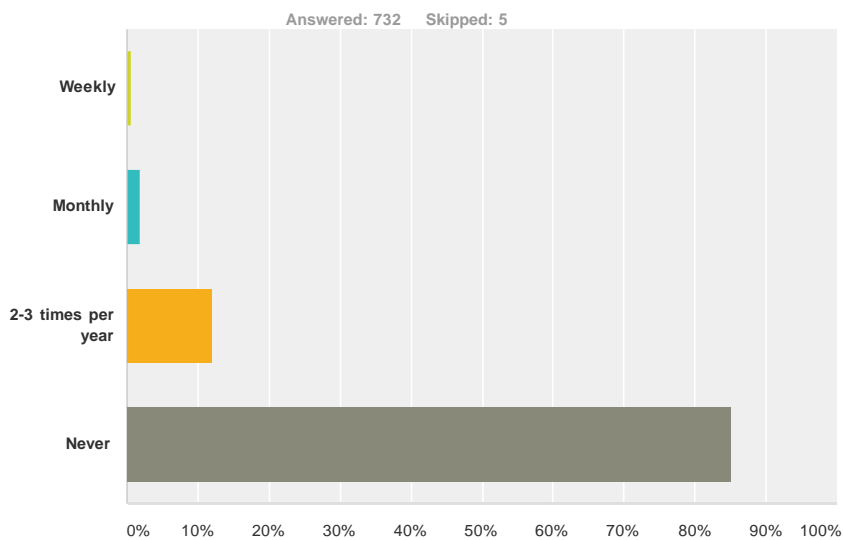
Answer Choices	Responses
Daily	70.16% 515
2-3 times per week	11.17% 82
2-3 times per month	3.27% 24
Rarely	5.31% 39
Never	10.08% 74
Total	734

How often do you visit the City's official website www.cityofloveland.org?



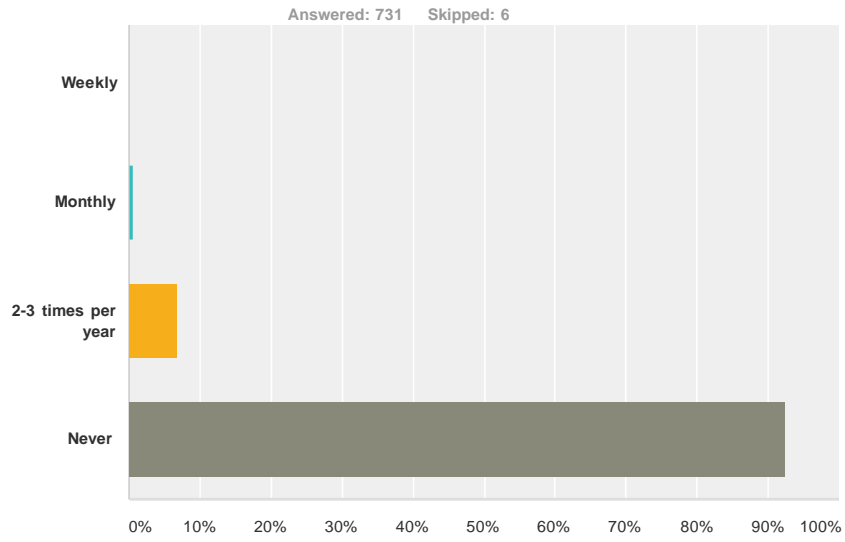
Answer Choices	Responses	Count
Weekly	6.01%	44
Monthly	18.31%	134
2-3 times per year	37.16%	272
Never	38.52%	282
Total		732

How often do you watch live or recorded City Council meeting broadcasts on Channel 16?



Answer Choices	Responses	Count
Weekly	0.68%	5
Monthly	1.91%	14
2-3 times per year	12.16%	89
Never	85.25%	624
Total		732

How often do you view live or recorded City Council meetings through the City's website?



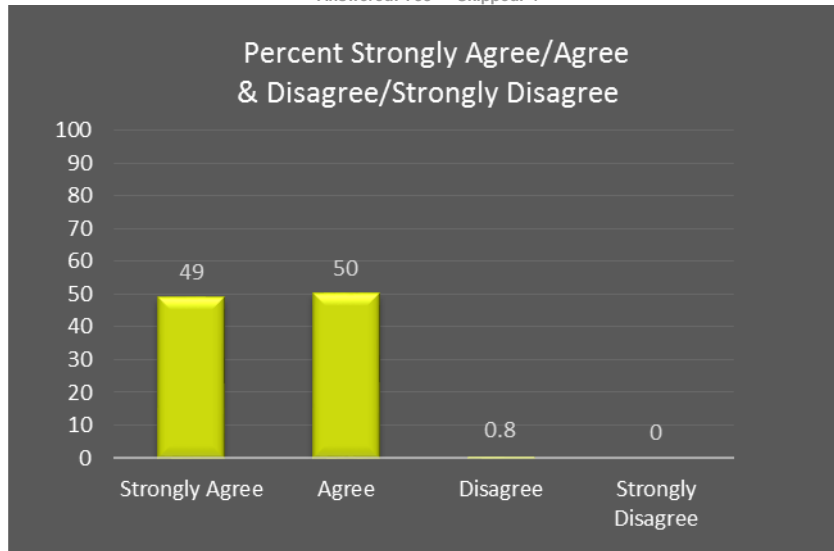
Answer Choices	Responses	
Weekly	0.00%	0
Monthly	0.55%	4
2-3 times per year	6.98%	51
Never	92.48%	676
Total		731

Responses to Survey Questions

(from highest to lowest rating)

Loveland delivers reliable electricity.

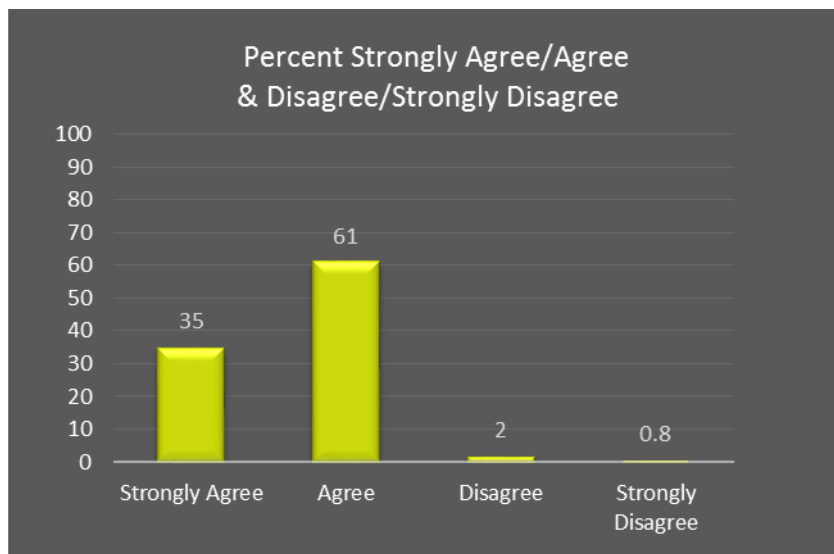
Answered: 733 Skipped: 4



Strongly Agree	Agree	Disagree	Strongly Disagree	No Opinion	Total	Average Rating
48.57%	49.80%	0.82%	0.00%	0.82%	733	1.55
356	365	6	0	6		

My family feels safe in our community.

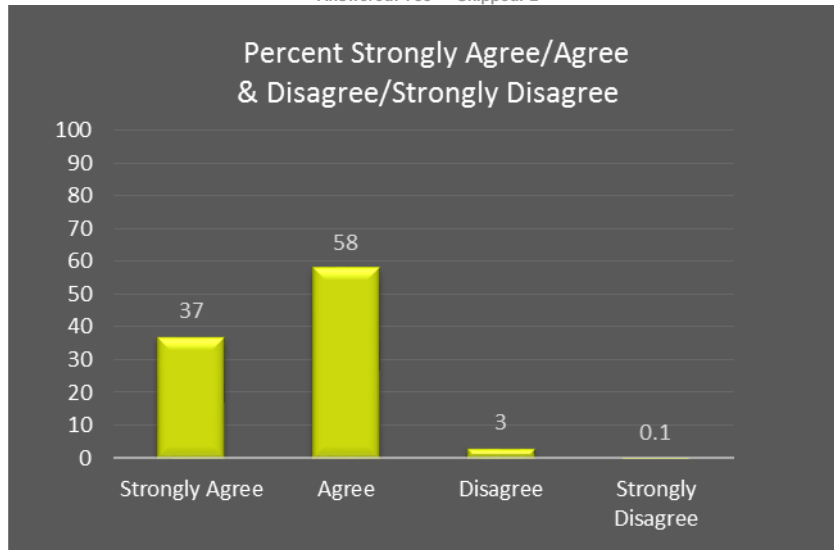
Answered: 733 Skipped: 4



Strongly Agree	Agree	Disagree	Strongly Disagree	No Opinion	Total	Average Rating
35.20%	60.98%	1.77%	0.82%	1.23%	733	1.72
258	447	13	6	9		

Loveland's neighborhoods, parks and thoroughfares are clean.

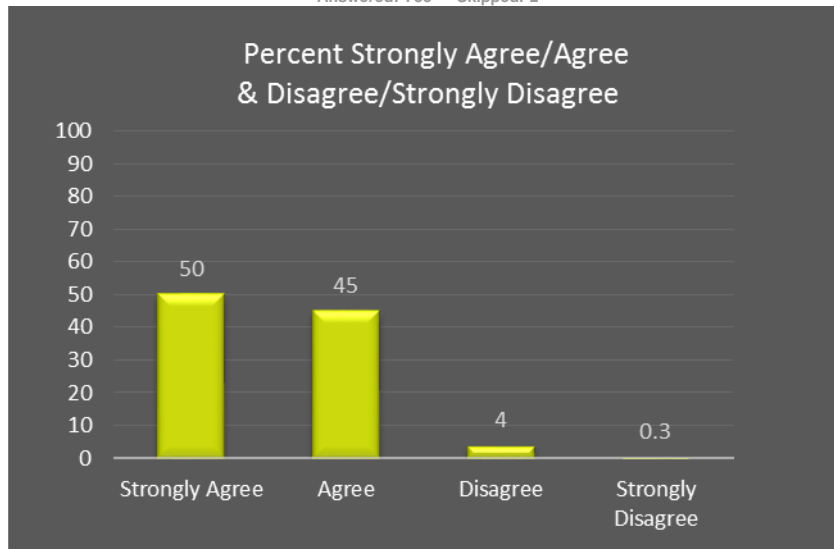
Answered: 735 Skipped: 2



Strongly Agree	Agree	Disagree	Strongly Disagree	No Opinion	Total	Average Rating
36.60%	58.37%	3.13%	0.14%	1.77%	735	1.72
269	429	23	1	13		

Residential recycling and trash services meet customer needs.

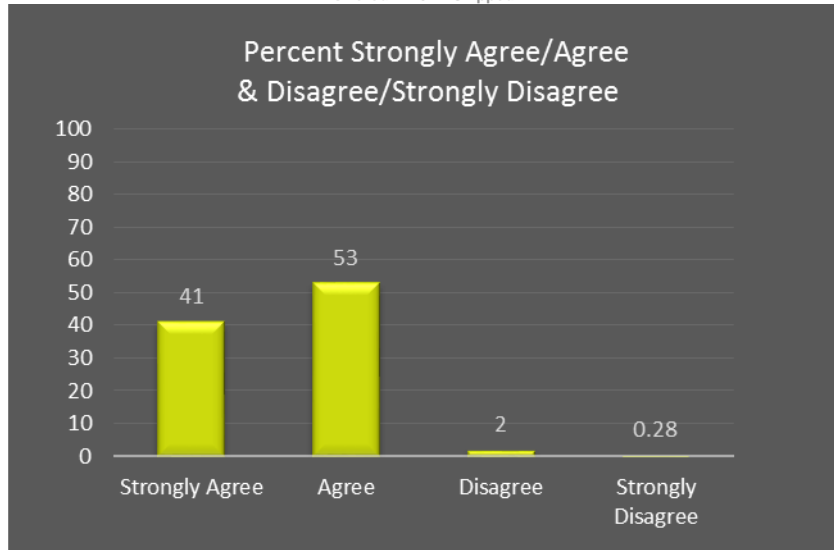
Answered: 735 Skipped: 2



Strongly Agree	Agree	Disagree	Strongly Disagree	No Opinion	Total	Average Rating
50.20%	45.03%	3.81%	0.27%	0.68%	735	1.56
369	331	28	2	5		

The City provides quality parks and trails.

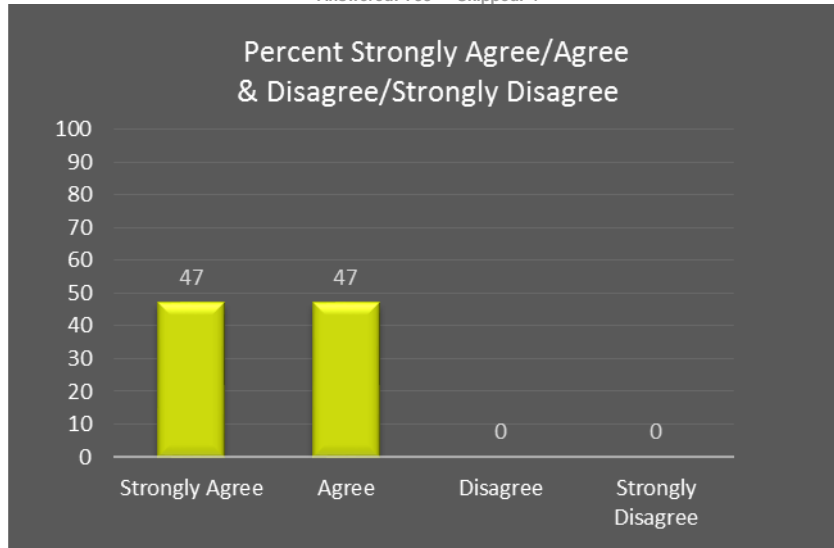
Answered: 726 Skipped: 11



Strongly Agree	Agree	Disagree	Strongly Disagree	No Opinion	Total	Average Rating
41.18%	53.31%	1.52%	0.28%	3.72%	726	1.72
299	387	11	2	27		

The City provides quality Fire/Rescue services.

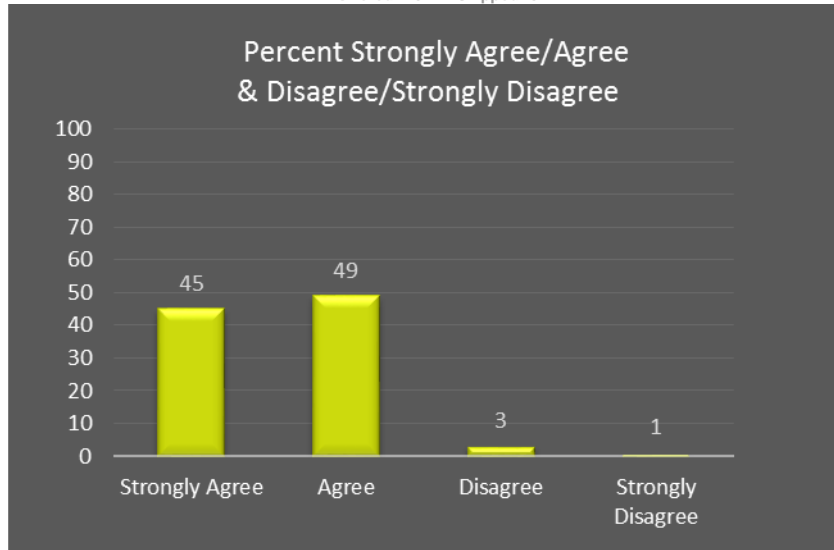
Answered: 733 Skipped: 4



Strongly Agree	Agree	Disagree	Strongly Disagree	No Opinion	Total	Average Rating
47.20%	46.52%	0.00%	0.00%	6.28%	733	1.72
346	341	0	0	46		

Loveland provides quality drinking water.

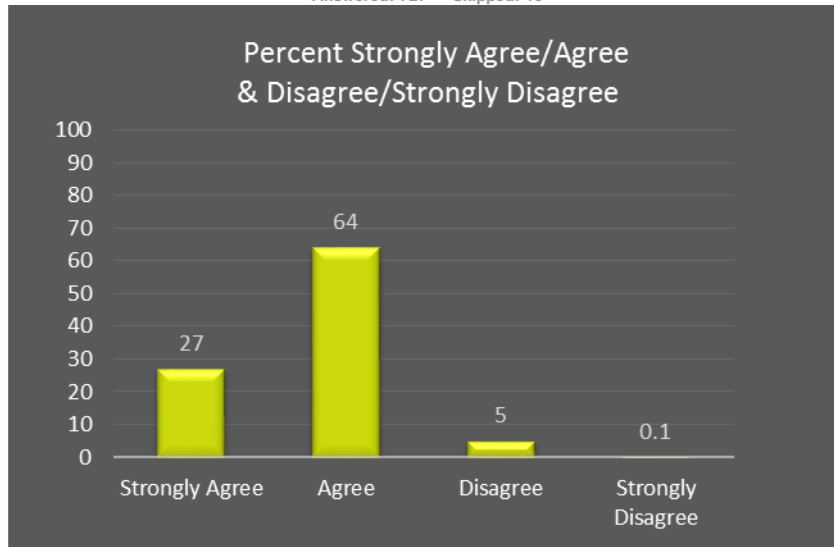
Answered: 732 Skipped: 5



Strongly Agree	Agree	Disagree	Strongly Disagree	No Opinion	Total	Average Rating
45.22%	49.18%	2.73%	1.09%	1.78%	732	1.65
331	360	20	8	13		

The sewer system in Loveland works reliably.

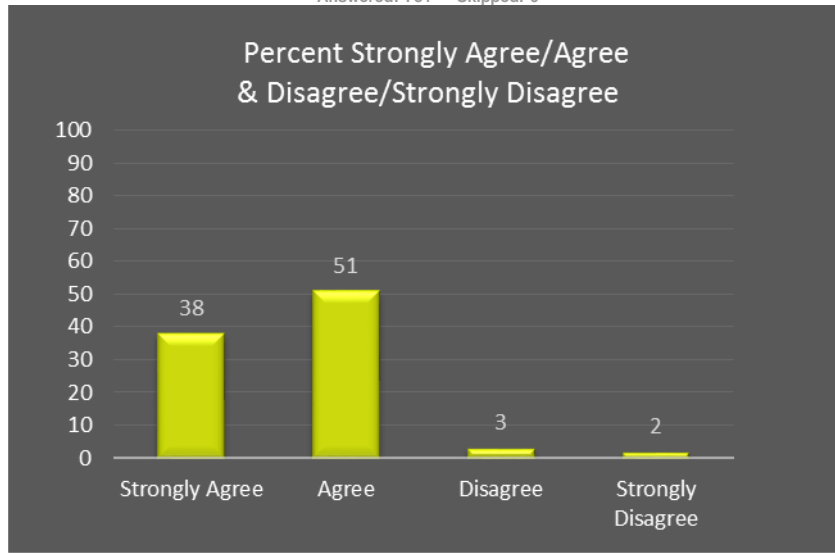
Answered: 727 Skipped: 10



Strongly Agree	Agree	Disagree	Strongly Disagree	No Opinion	Total	Average Rating
26.82%	63.55%	4.81%	0.14%	4.68%	727	1.92
195	462	35	1	34		

The City provides quality Police services.

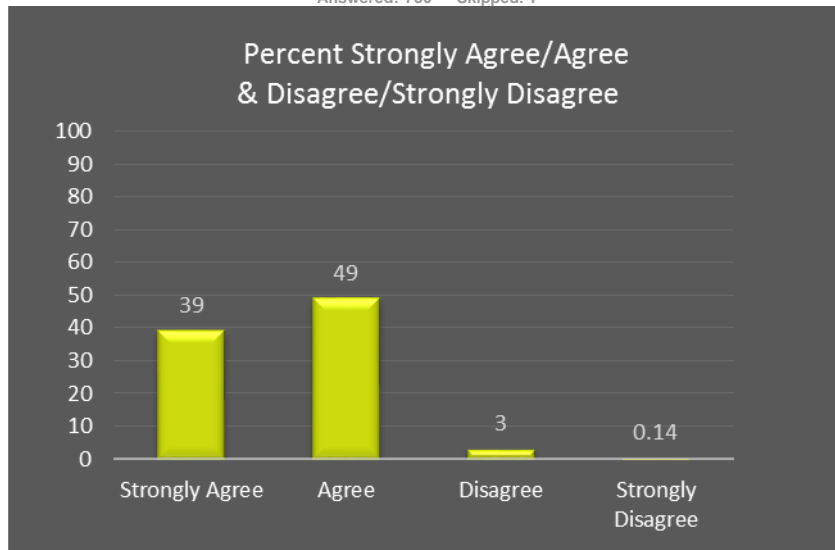
Answered: 731 Skipped: 6



Strongly Agree	Agree	Disagree	Strongly Disagree	No Opinion	Total	Average Rating
38.44%	51.16%	3.01%	1.50%	5.88%	731	1.85
281	374	22	11	43		

There are plentiful opportunities to enjoy the arts.

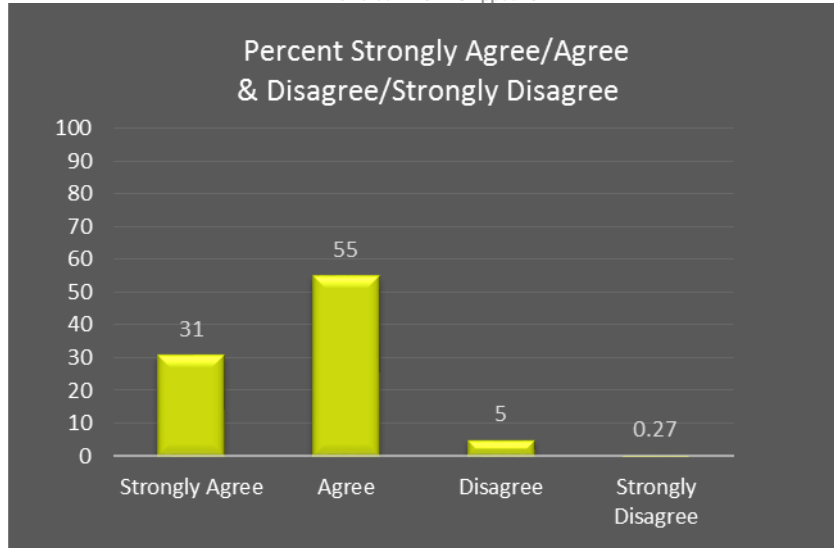
Answered: 730 Skipped: 7



Strongly Agree	Agree	Disagree	Strongly Disagree	No Opinion	Total	Average Rating
39.32%	49.32%	2.88%	0.14%	8.36%	730	1.89
287	360	21	1	61		

There are sufficient opportunities to gather as a community (festivals, community events).

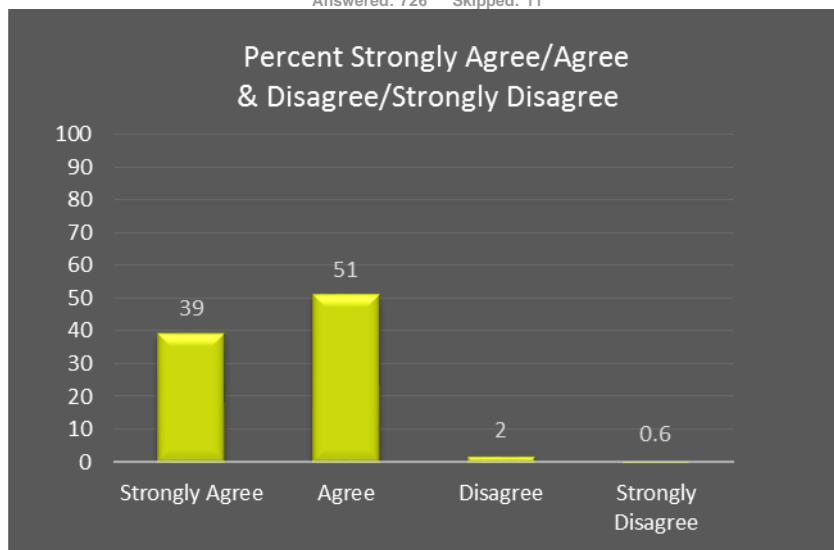
Answered: 728 Skipped: 9



Strongly Agree	Agree	Disagree	Strongly Disagree	No Opinion	Total	Average Rating
31.18%	55.49%	4.67%	0.27%	8.38%	728	1.99
227	404	34	2	61		

The library services provided to our community are current and meet our community's needs.

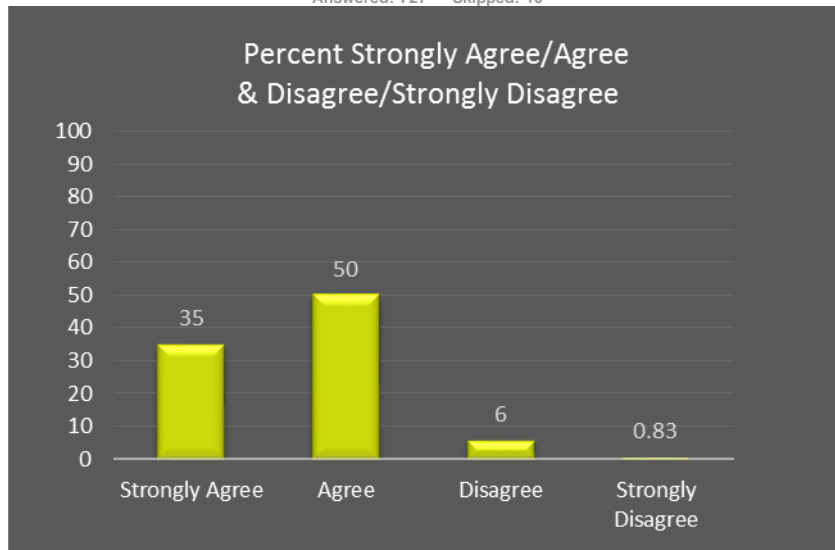
Answered: 726 Skipped: 11



Strongly Agree	Agree	Disagree	Strongly Disagree	No Opinion	Total	Average Rating
33.47%	51.24%	1.79%	0.55%	12.95%	726	2.08
243	372	13	4	94		

There are abundant recreational opportunities for all members of my family.

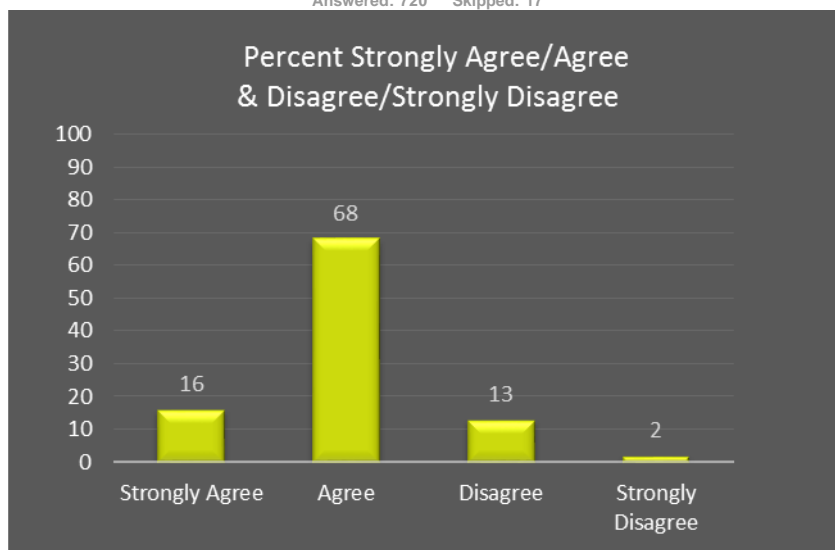
Answered: 727 Skipped: 10



Strongly Agree	Agree	Disagree	Strongly Disagree	No Opinion	Total	Average Rating
34.53%	49.79%	5.91%	0.83%	8.94%	727	2.00
251	362	43	6	65		

Street surfaces are drivable and safe.

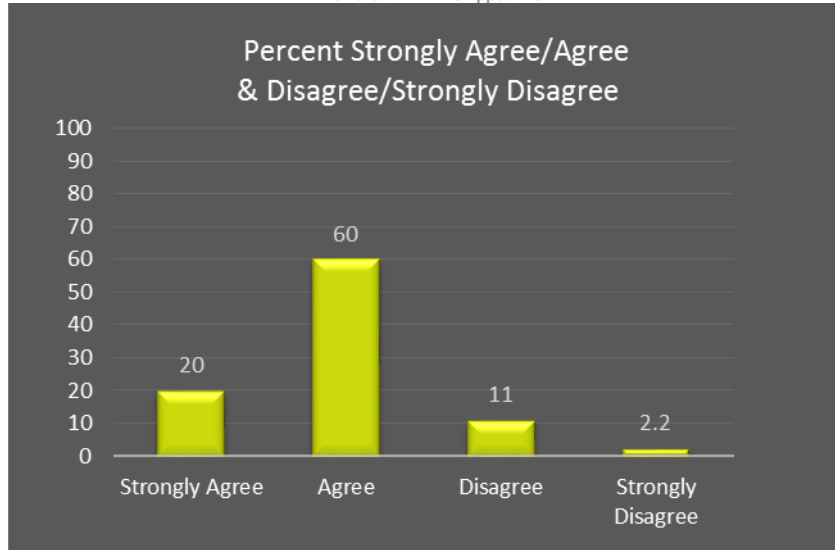
Answered: 720 Skipped: 17



Strongly Agree	Agree	Disagree	Strongly Disagree	No Opinion	Total	Average Rating
15.83%	67.50%	12.50%	1.81%	2.36%	720	2.07
114	486	90	13	17		

Water runoff from storms is controlled and minimizes flooding.

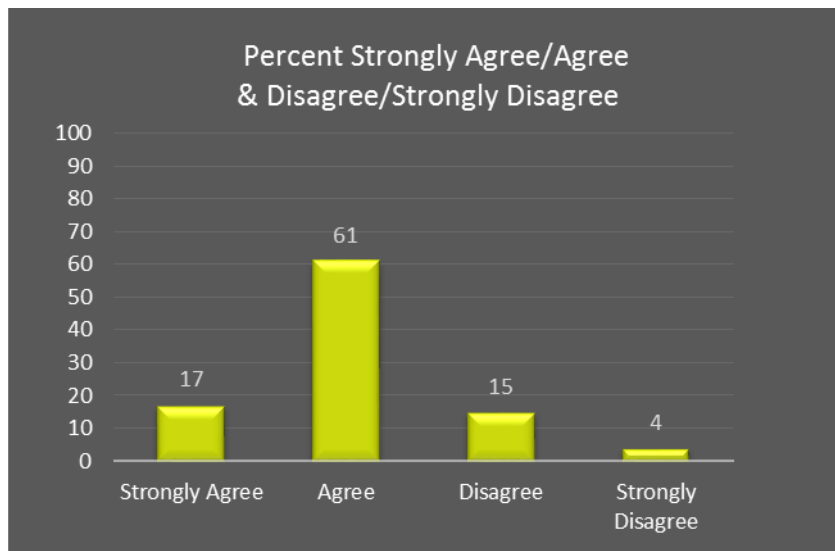
Answered: 727 Skipped: 10



Strongly Agree	Agree	Disagree	Strongly Disagree	No Opinion	Total	Average Rating
19.67% 143	59.70% 434	11.42% 83	2.20% 16	7.02% 51	727	2.17

I can travel by car to locations in Loveland with minimal delays.

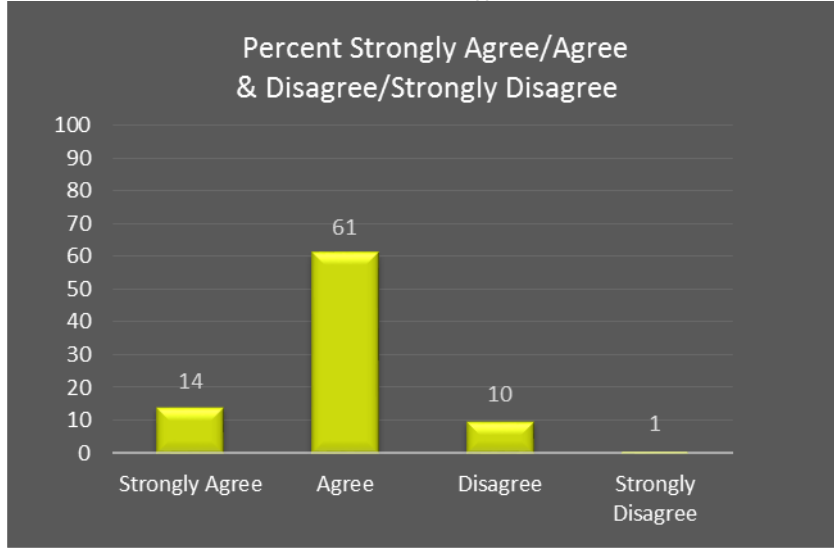
Answered: 730 Skipped: 7



Strongly Agree	Agree	Disagree	Strongly Disagree	No Opinion	Total	Average Rating
17.40% 127	60.68% 443	15.07% 110	3.84% 28	3.01% 22	730	2.14

I feel well informed about City services.

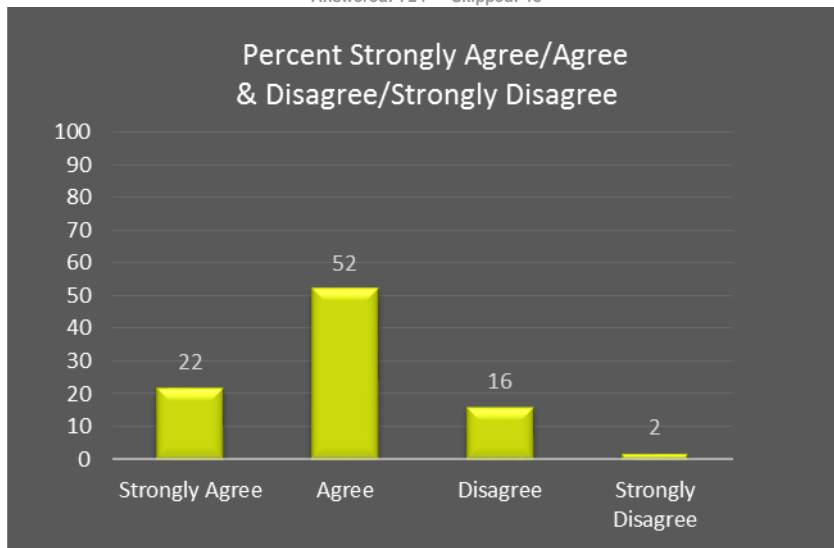
Answered: 725 Skipped: 12



Strongly Agree	Agree	Disagree	Strongly Disagree	No Opinion	Total	Average Rating
13.52%	61.24%	9.66%	1.10%	14.48%	725	2.42
98	444	70	8	105		

Loveland is attracting shopping opportunities our community desires.

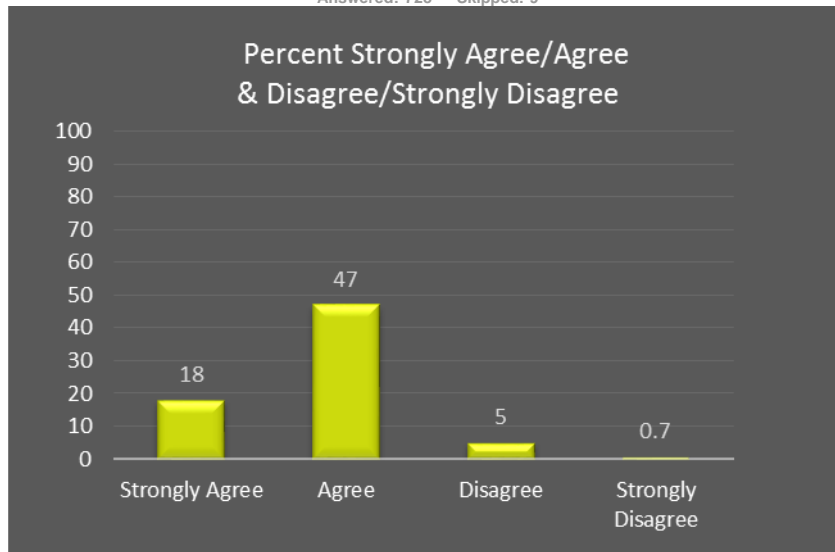
Answered: 724 Skipped: 13



Strongly Agree	Agree	Disagree	Strongly Disagree	No Opinion	Total	Average Rating
21.55%	51.93%	16.44%	2.35%	7.73%	724	2.23
156	376	119	17	56		

The City provides activities and services needed by senior citizens.

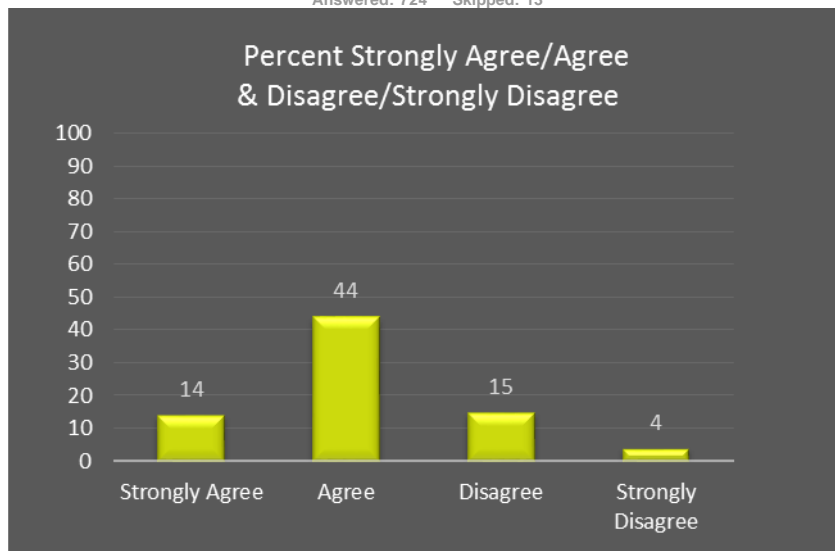
Answered: 728 Skipped: 9



Strongly Agree	Agree	Disagree	Strongly Disagree	No Opinion	Total	Average Rating
17.99%	46.57%	5.08%	0.69%	29.67%	728	2.77
131	339	37	5	216		

The City Council is approving development that enhances the quality of life in our community.

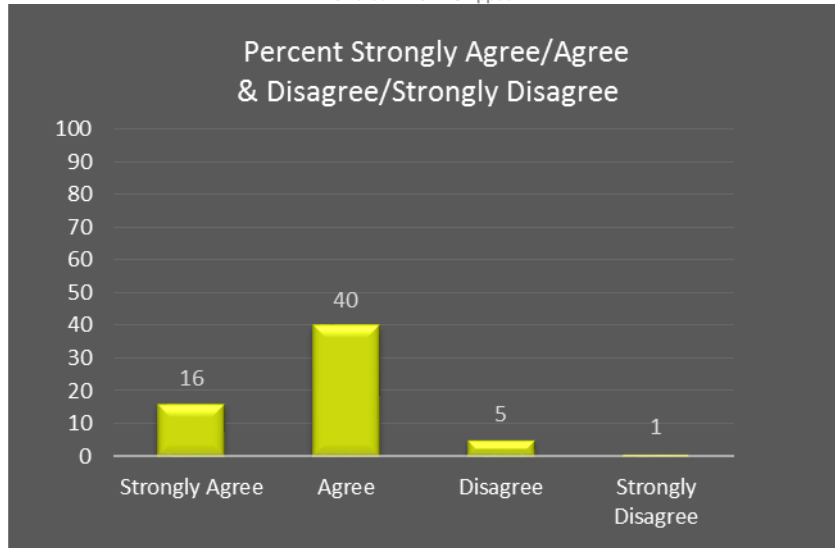
Answered: 724 Skipped: 13



Strongly Agree	Agree	Disagree	Strongly Disagree	No Opinion	Total	Average Rating
14.36%	43.78%	15.06%	4.01%	22.79%	724	2.77
104	317	109	29	165		

The City provides quality youth activities.

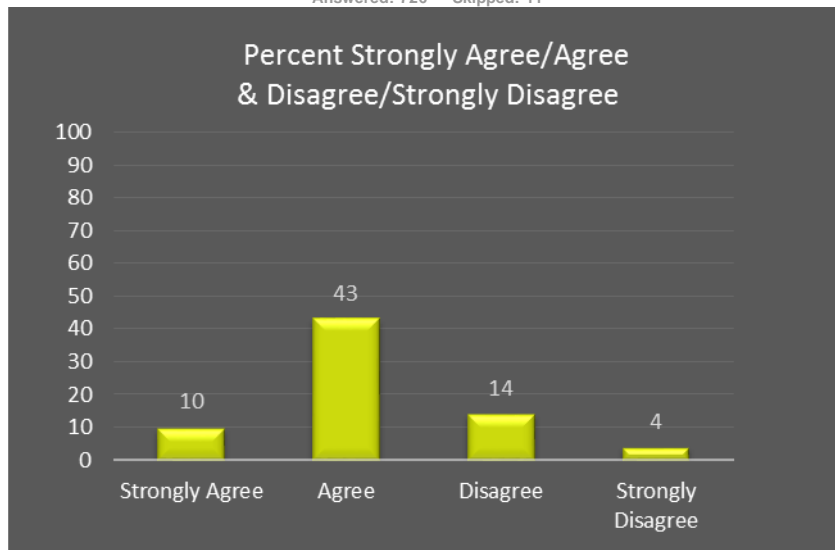
Answered: 726 Skipped: 11



Strongly Agree	Agree	Disagree	Strongly Disagree	No Opinion	Total	Average Rating
15.70%	39.53%	5.37%	1.10%	38.29%	726	3.07
114	287	39	8	278		

Alternative transportation options are usable and provide options to driving my car (i.e. buses, bike lanes, sidewalks).

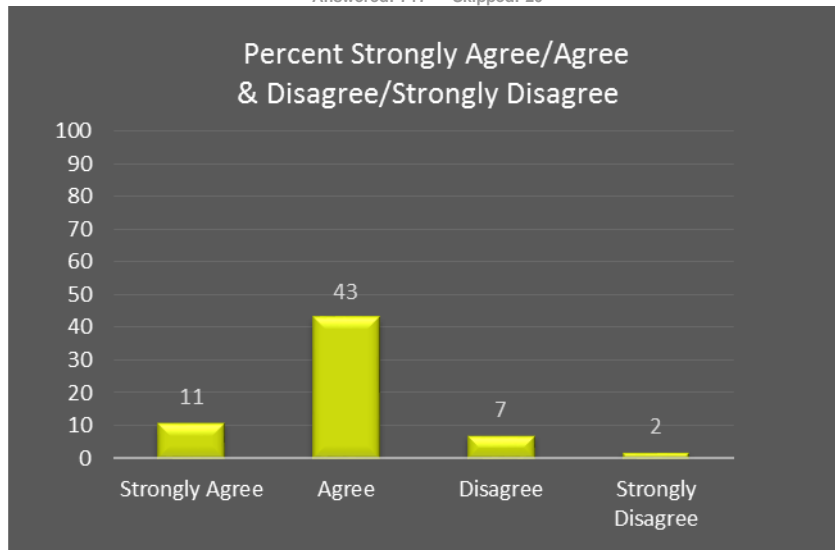
Answered: 726 Skipped: 11



Strongly Agree	Agree	Disagree	Strongly Disagree	No Opinion	Total	Average Rating
10.19%	43.39%	14.33%	3.86%	28.24%	726	2.97
74	315	104	28	205		

There are sufficient opportunities to participate in Loveland government.

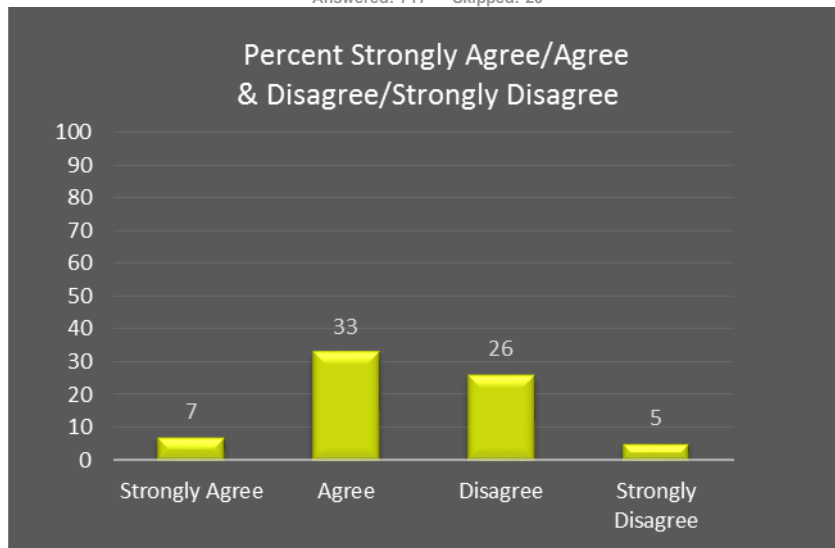
Answered: 717 Skipped: 20



Strongly Agree	Agree	Disagree	Strongly Disagree	No Opinion	Total	Average Rating
11.16% 80	43.10% 309	6.56% 47	1.67% 12	37.52% 269	717	3.11

Loveland is attracting jobs that pay well from employers that offer benefits.

Answered: 717 Skipped: 20



Strongly Agree	Agree	Disagree	Strongly Disagree	No Opinion	Total	Average Rating
6.83% 49	32.78% 235	26.36% 189	5.44% 39	28.59% 205	717	3.16

Seven-year graphical illustration of overall trends on Quality of Life Survey from 2008-2014

The graph below illustrates the general trend of residents' combined responses to all twenty-four Quality of Life Survey questions on surveys administered from 2008 to 2014.

